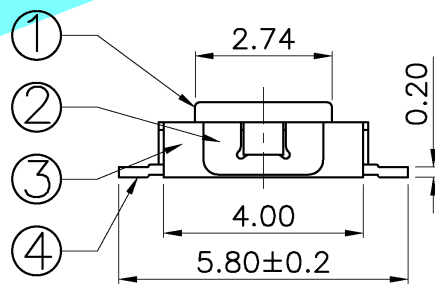
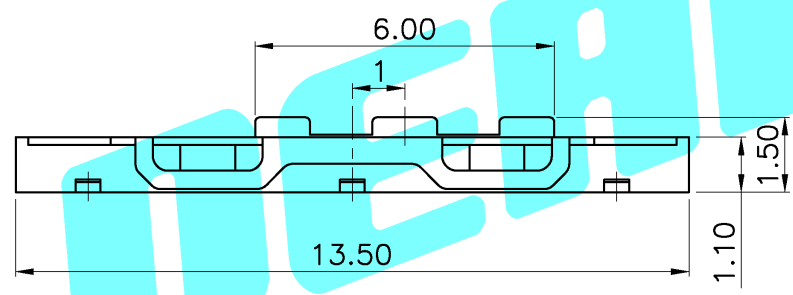
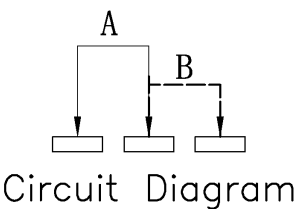


PCB Layout(Pattern side)



Note:
 1. Operating force: 130±50gf
 2. Travel: 2.00mm



⑥	Spring Plate	1	SUS	Natural
⑤	Contact Spring	1	Beryllium copper	Ag Plated
④	Terminal	5	Brass Strip	Ag Plated
③	Base	1	NYLON	Black
②	Cover	1	SUS	Natural
①	KNOB	1	NYLON	Blue
ITEM	PART NAME	QTY.	MATERIAL	FINISHING

APPROVALS		DATE				
DRAWN	G.M.Chen	2014/8/18				
CHECKED			TITLE:	SLIDE SWITCHES		
APPROVALS			PART NO.	MK-23D33-G		
TOLERANCES ARE	30~以上	±0.30	ANGLE	UNIT: mm	SCALE: 1:1	SHEET 1 OF 1
	10~30	±0.20		DRAWING NO.		PROJ:
	5~10	±0.15	±2°			
	~ 5	±0.10				

ECN NO.	REV.	DATE.	NEW	CHANGE.	CHECK.	APPRO.
			DESCRIPTION.			